



Fruit of the Loom, Inc.
a Berkshire Hathaway Company

VANITY FAIR.



SPALDING
TRUE TO THE GAME.



Greenhouse Gas Emissions

Union Underwear Company, Inc. dba Fruit of the Loom

Global Operations

SCS Global Services

<https://www.scsglobalservices.com/>



SCS Global Services (SCS) has been providing global leadership in third-party quality, environmental and sustainability verification, certification, auditing, testing, and standards development for three decades. Its programs span a cross-section of industries, recognizing achievements in green building, product manufacturing, food and agriculture, forestry, power generation retail, and more. SCS is accredited to provide services under a wide range of nationally and internationally recognized certification programs. Consistent with its mission, SCS is a chartered benefit corporation, reflecting its commitment to socially and environmentally responsible business practices.

A third-party verified carbon footprint guarantees that an organization's measured greenhouse gas emission calculations are thorough and accurate. Carbon footprints help organizations identify opportunities to reduce the climate impacts of their operations and are also used to create baselines against which greenhouse gas reduction efforts can be benchmarked. Reporting verified carbon footprints to registries provides greater transparency and credibility to stakeholders.

GHG Emissions: Union Underwear Company, Inc. d/b/a Fruit of the Loom – Global Operations

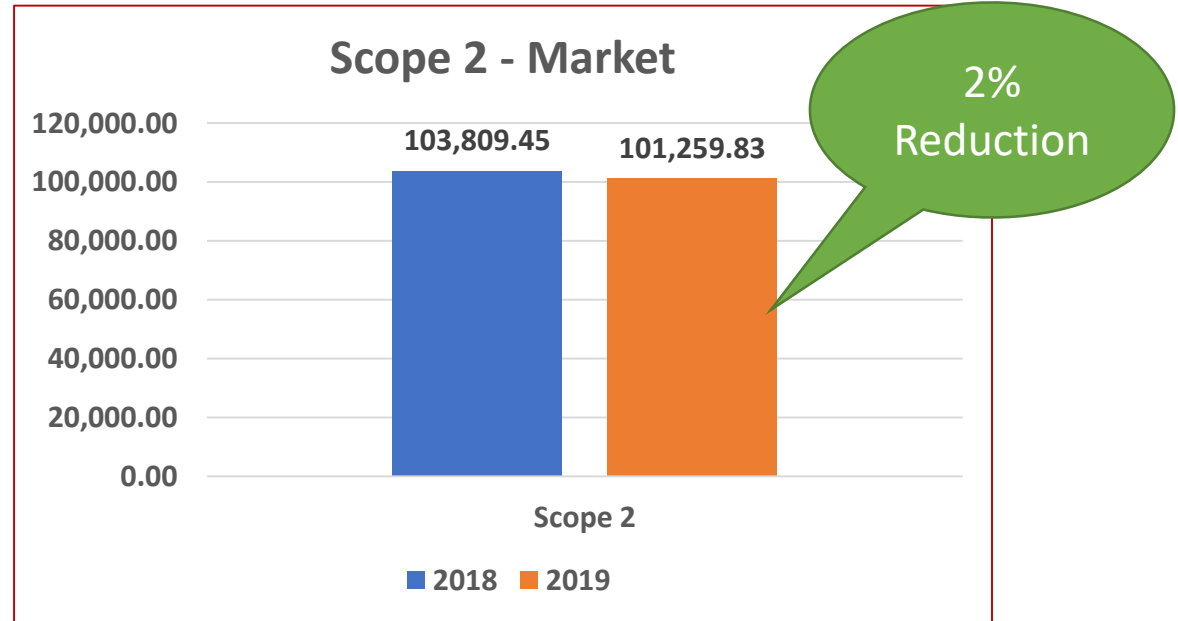
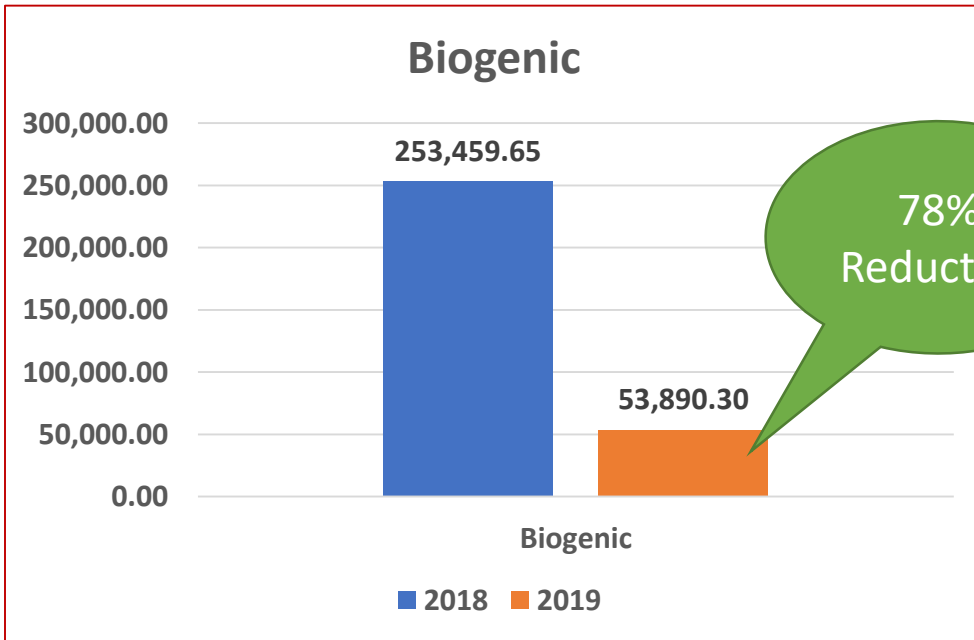
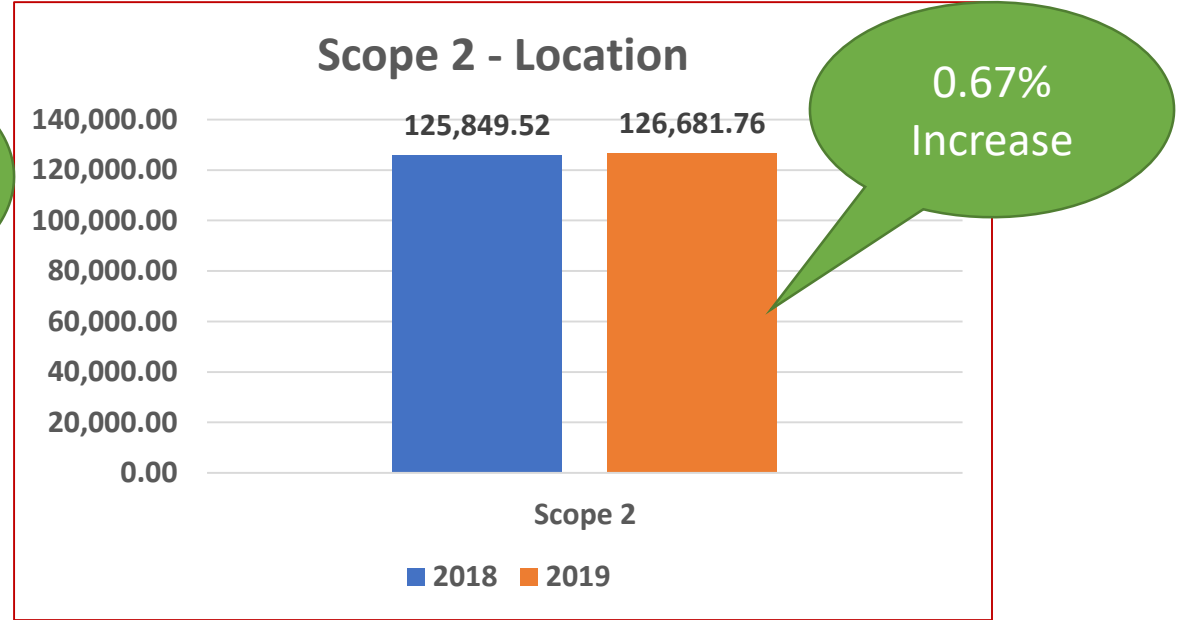
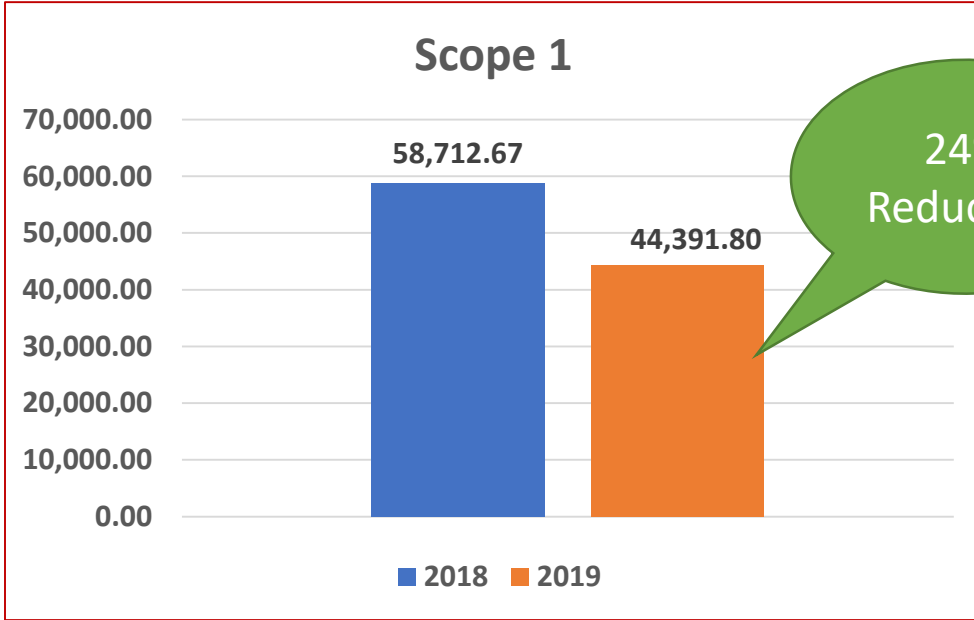


Independent Verification by SCS Global Services

- 2019
 - Total Scope 1 Emissions: 44,391.80 tCO₂-e
 - Total Scope 2^L Emissions: 126,681.76 tCO₂-e
 - Total Scope 2^M Emissions: 101,259.83 tCO₂-e
 - Total Biogenic Emissions: 53,890.30 tCO₂-e
- 2018 (baseline for Global Operations reporting)
 - Total Scope 1 Emissions: 58,712.67 tCO₂-e
 - Total Scope 2^L Emissions: 125,849.52 tCO₂-e
 - Total Scope 2^M Emissions: 103,809.45 tCO₂-e
 - Total Biogenic Emissions: 253,459.65 tCO₂-e

"L" denotes *Location-Based* Scope 2 emissions.

"M" denotes *Market-Based* Scope 2 emissions.



SCS global SERVICES GHG Verification Statement



The SCS Greenhouse Gas Footprint Verification Program has conducted a verification of GHG emissions based upon the following objectives, criteria, and scope:

Verification Objectives

- Evaluate the organization's GHG inventory based per the level of assurance and materiality specified, including assessment of any significant changes and the organization's GHG-related controls
- Evaluate conformance with specified verification criteria

Verification Criteria

- World Resources Institute/World Business Council for Sustainable Development's "The Greenhouse Gas Protocol: A Corporate Accounting and Reporting Standard (Revised Edition)" dated March 2004
- World Resources Institute/World Business Council for Sustainable Development's "Scope 2 Guidance Document: An Amendment to the GHG Protocol Corporate Standard" dated 2015
- The Investor CDP 2020 Information Request
- ISO 14064-3: 2006 Specification with guidance for the validation and verification of GHG assertions

Verification Scope

- Company: Fruit of the Loom, Inc.
- Emissions Year: 2019
- Geographic Boundary: 41 owned and leased facilities globally under Fruit of the Loom, Inc. operational control, which includes offices, retail stores, distribution centers, and factories. Headquarters located in Bowling Green, Kentucky, USA.
- Level of Assurance: Reasonable
- Materiality: +/-5% quantitative threshold for direct and indirect emissions, qualitative based upon requirements specified within referenced criteria

Verification Opinion

This Verification Statement documents that SCS Global Services has conducted verification activities in compliance with ISO 14064-3: Specification with guidance for the validation and verification of greenhouse gas assertions. Based upon the reporting scope, criteria, objectives, and agreed upon level of assurance, SCS has issued the following verification opinion:

- Positive Verification – GHG assertion prepared in all material respects with the reporting criteria
- Negative Verification – GHG assertion was NOT prepared in all material respects with the reporting criteria

Verified Emissions

SCOPE	EMISSIONS SUMMARY (tonnes CO ₂ e)				TOTAL (tCO ₂ e)
	CO ₂	CH ₄	N ₂ O	HFCs	
SCOPE 1	42,607.15	229.94	834.47	820.24	44,391.80
SCOPE 2 (Location)	126,171.85	186.52	323.38	-	126,681.75
SCOPE 2 (Market)	100,749.93	186.52	323.38	-	101,259.83
BIOGENIC (Direct)	53,890.30	-	-	-	53,890.30
TOTAL (Scope 1,2) (Location)	168,679.00	416.46	1,157.85	820.24	171,073.55
TOTAL (Scope 1,2) (Market)	143,257.08	416.46	1,157.85	820.24	145,651.63

Signature: *Tavio Benetti*
 Lead Verifier: Tavio Benetti
 Date: June 4, 2020

Signature: *Nicole Muñoz*
 Independent Reviewer: Nicole Munoz
 Date: June 12, 2020